






Bladder Pad Absorbency

	AVAILABLE LENGTHS	LEVEL OF ABSORBENCY
MINIMAL	Regular (7.5")	
	Long (8.35")	
LIGHT	Regular (9.25")	
MODERATE	Regular (9.25")	
	Long (11")	
HEAVY	Regular (11")	
	Long (13")	
SEVERE	Long (16")	
OVERNIGHT	Regular (16")	